

OPPLE

*See Beyond*

Luminaires Catalogue 2023/2024  
**Consumer**

OPPLE



**OPPLE LIGHTING CO., LTD.**

V2-V3Building, The MIXC, Lane1799, Wuzhong Road,  
Minhang District, Shanghai, China.201103

**OPPLE.COM**



**OPPLE.COM**

01-14  
About OPPLE

31-38  
Ceiling Lamp  
-LIVING ROOM

WindyS 2  
Cloud 2  
Black Diamond

39-48  
Ceiling Lamp  
-BEDROOM

Star Diamond 2  
White 2  
White 3  
Rosy  
Halo  
Star Attic

49-58  
Ceiling Lamp  
-COMPACT

Diamond  
Detector 2  
White 2  
White 3  
Star Sunlight 2

59-64  
Mirror Lamp  
-BATHROOM

Alice  
William  
Ramile 2  
Xiaobai

65-74  
Table Lamp  
-READING & WORKING

Pipe 2  
CY  
MiG  
Lotus

75-78  
Wall Lamp  
-OPTIMAL AMBIENCE

Peacock

79-104  
Switch & Socket

F01 & F02

# Content





## About OPPLE

OPPLE Lighting Co., Ltd, a leading lighting company in China, is rapidly expanding in more than 70 countries worldwide with 6,000 employees. OPPLE upholds its brand concept of "See Beyond" and its mission to create value out of light by focusing on innovations that put people first. It boasts the largest distribution network in China and over 100,000 sales terminals worldwide including over 3,000 branded shops. OPPLE has a strong focus on innovation with over 3,300 patents, backed by its 2 large ISO-certified manufacturing factories and an R&D team of over 400 engineers.

Furthermore, the Company has set up a professional laboratory up to international standards--the Wujiang laboratory. Owing 10 professional branch testing labs, it has been awarded the ISO17025 national certification by CNAS/ILAC (International Laboratory Accreditation Cooperation), and also has been titled the TUV international accreditation laboratory, whose data are widely recognized.

Now we hold not only the factories certificates such as SA 8000: Social Accountability, ISO9001: Quality management and ISO14000: Environment management, etc., but also various international product quality certificates: CB, CE, GS and special ones for different countries: RCM(SAA), BIS, SASO, TISI, SIRIM, SNI, NEA etc. With the local presence of experienced and skilled OPPLE staff, you can now take full advantage of our innovative products.

In 2019, OPPLE became the strategic partner of the Botanical Garden of Beijing World Horticultural Expo and the official partner and designated lighting solution provider of the China Pavilion of Expo 2020 Dubai.

# R&D Center

OPPLE Lighting holds a professional R&D team with more than 300 members, over 80 of whom hold a master's degree or above, a post-doctoral research station, and 10 Professional R&D Labs in Shanghai, Zhongshan, Suzhou and Europe. Most of the lab staff have MNC working experience and extensive research backgrounds, and more than 26% hold master's or PhD degrees.

The two R&D centers have been establishing strategic partnerships with many world-leading organizations such as Huawei, oneTLED and Zigbee.



## Research & Development

15  
Professional R&D Labs

300+  
Professional R&D staff

15M+ USD  
Annual R&D investment



4,000+  
Issued and pending patents

400+  
Top engineers, designers & technicians

## Main Production Facilities

**Wujiang**  
Area: 600,000+ m<sup>2</sup>  
Staff: Nearly 2,000

Production line:  
LED luminaires (downlights/spotlights/panels...)



**Zhongshan**  
Area: 52,000+ m<sup>2</sup>  
Staff: Nearly 2,500

Production line:  
LED luminaires (light sources/battens/ceiling lamps/...);  
electricals appliances




# Automated production line

In 2015, the first automated production line was built to greatly increase production efficiency and capacity.



# Industry 4.0


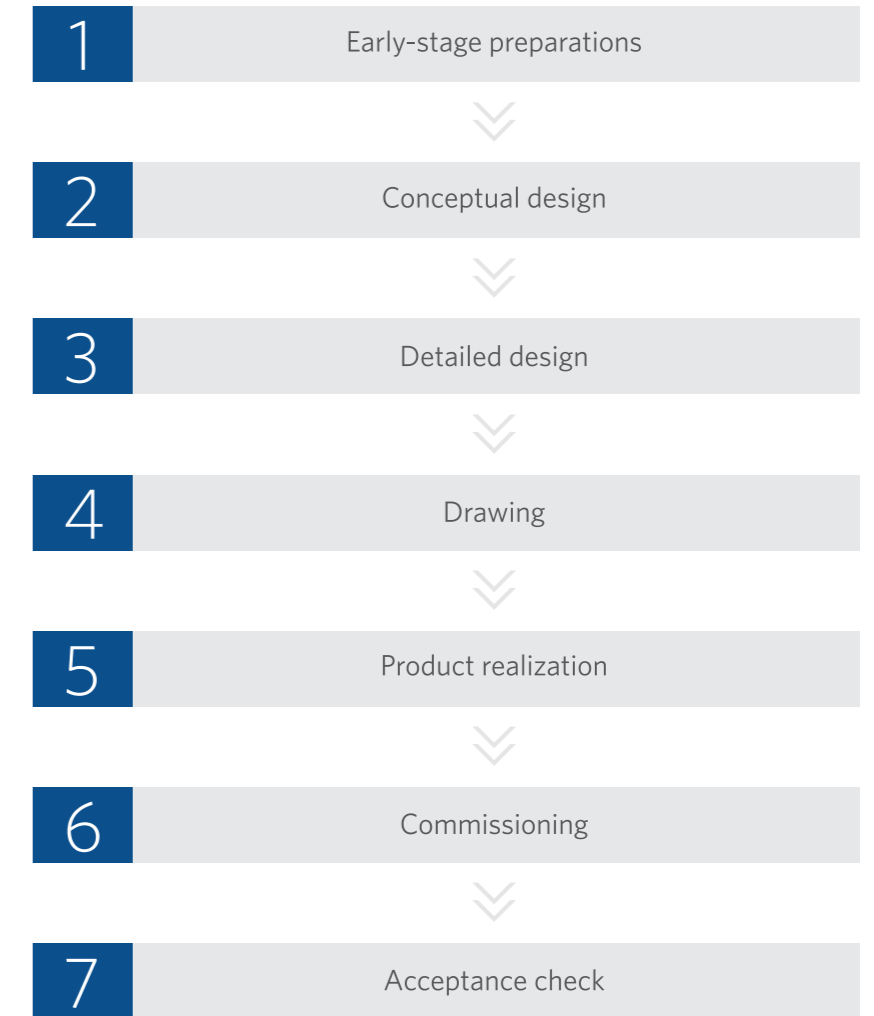
In 2016, the first robot arm was used for automatic inspection of molds, marking the official introduction of Industry 4.0.






## Lighting Design Team Standard Work Process

For different projects, designers will support to multiple degrees to help control the deviation and implementation of the results at each phase.



## Product Testing & Certification

The company has the most advanced product testing system in the industry, and maintain long-term in-depth cooperation and technical communication with multiple authoritative testing and certification third-parties. At the same time, the company has a national-level lighting laboratory (CNAS certified) in line with ISO/IEC17025. In the production of finished luminaires, a comprehensive quality inspection and monitoring process is set up for quality control.



## On-site Technical Support

The project is equipped with a professional on-site technical support team, tracking and providing assistance starting from the early stage of the plan, to ensure the proper installation of the products and solve emergencies on the spot, so as to guarantee the final effect and progress of the project.





## Customer Service

A full on-site customer services is provided on request of customer, including professional installation instructions and corresponding after-sales services.



## Business Scope

Founded in 1996, OPPLE has been engaged in R&D, production, distribution and after-sales services of lighting sources, lighting fixtures and controls, operating in over 70 countries and regions in Asia Pacific, Europe, Middle East and South Africa. With a powerful marketing team and a well-established worldwide marketing network, it now has over 150,000 sales points






70+  
countries



150,000  
Sales points worldwide









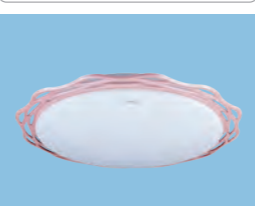


Ceiling Lamp Series	Power (W)	Lumen	Life	Dimension (mm)	Dust & Water Proof	Sensor	Dimmable	Tunable	Remote Control	Flicker Free	Never Fading	Material	
												Base	Cover
 <p><b>WindyS 2</b></p>	58-102W 36-68W (Lamp) 25-36W (Fan)	Up to 4300lm	15000 hrs	Ø411-Ø625 Ø845-Ø1054 (Sweep)	IP20 (Fan) IP40 (Lamp)	✗	✓	✓	✓	✓	✓	PC	PMMA
 <p><b>Cloud 2</b></p>	92w	6500 lm	20000 hrs	650*650	IP20	✗	✓	✓	✗	✓	✓	Steel +AL +PC	PMMA
 <p><b>Black Diamond</b></p>	MAX 14w	/	/	Ø250*1200	IP20	✗	✗	✗	✗	/	/	Metal	PVC

• P<sub>051-052</sub>






• P<sub>053-056</sub>

• P<sub>057-058</sub>



Ceiling Lamp Series	Power (W)	Lumen	Life (hrs)	Dimension (mm)	Dust & Water Proof	Sensor	Dimmable	Tunable 3 CCT	Remote Control	Flicker Free	Never Fading	Material		
												Base	Cover	
	48W	3700lm	20000 hrs	Ø480	IP20	✗	✓	✓	✗	✓	✓	Steel	PMMA	
Star-Diamond 2														P <sub>041-042</sub>
	18-38 W	Up to 3000lm	20000 hrs	Ø272-Ø410	IP20	✗	✗	✗	✗	✓	✗	PC (Ø272) Steel (Ø335/Ø410)	MS	
Star-Diamond 2														P <sub>041-042</sub>
	23/38 W	Up to 3000lm	20000 hrs	Ø335/Ø410	IP20	✗	✗	✗	✗	✓	✓	Steel	PMMA	
White 2														P <sub>041-042</sub>
	18/24 W	Up to 2300lm	20000 hrs	Ø335/Ø420	IP20	✗	✗	✗	✗	✓	✗	Steel	MS	
White 3														P <sub>041-042</sub>
	22w	1800 lm	20000 hrs	Ø420	IP20	✗	✓	✓	✗	✓	✓	Steel	PMMA	
Rosy														P <sub>043-046</sub>
	16w	1300 lm	20000 hrs	Ø345	IP20	✗	✗	✗	✗	✓	✓	Steel	PMMA	
Halo														P <sub>043-046</sub>
	16w	1200 lm	20000 hrs	Ø380	IP20	✗	✗	✗	✗	✓	✓	Steel	PMMA	
Star-Attic														P <sub>047-048</sub>



Ceiling Lamp Series	Power (W)	Lumen	Life	Dimension (mm)	Dust & Water Proof	Sensor	Dimmable / Tunable	Remote Control	Flicker Free	Never Fading	Material	
											Base	Cover
 <b>Diamond</b>	6-12 W	Up to 850lm	20000 hrs	Ø180-Ø230 180*180	IP44	✗	✗	✗	✓	✓	PC	PMMA
 <b>Detector 2</b>	11.5/18 W	Up to 1600lm	15000 hrs	Ø272/Ø335	IP20	Motion	✗	✗	✓	✗	PC (Ø272) Steel (Ø335)	MS
 <b>White 2</b>	10-23 W	Up to 1900lm	20000 hrs	Ø200/Ø335	IP20	✗	✗	✗	✓	✓	PC (Ø200/Ø272) Steel (Ø335)	PMMA
 <b>White 3</b>	11.5/18 W	Up to 1600lm	15000 hrs	Ø272/Ø335	IP20	✗	✗	✗	✓	✗	PC (Ø272) Steel (Ø335)	MS
 <b>Star-Sunlight 2</b>	9,6w	800lm	20000 hrs	Ø260	IP20	✗	✗	✗	✓	✓	PC	PMMA

• P<sub>031-032</sub>

• P<sub>033-034</sub>

• P<sub>035-036</sub>

• P<sub>037-038</sub>







• P<sub>037-038</sub>



Mirror Lamp Series	Power (W)	Lumen	Life	Length*Width (mm)	Flicker Free	Tube Adjustable	Material	
							Base	Cover
 Alice	9w	600lm	20000 hrs	440*70	✓	✗	AL	PC
 William	9w	600lm	20000 hrs	470*80	✓	✓	AL	PC
 Ramile 2	10w	600lm	20000 hrs	606*82	✓	✓	AL	PC
 Xiaobai	10w	650lm	20000 hrs	586*64	✓	✗	PC	PMMA





Table Lamp Series	Power (W)	Lumen	Life	Rated Voltage	Plug	Desktop Illumination	Dimmable	Battery	Flicker Free	Material
 Pipe 2	4.8w	100lm	20000 hrs	DC 5V	USB	★	3-Step	1800 mAh		ABS+PS
 CY	5w	150lm	20000 hrs	DC 5V	USB	★★	3-Step	1800 mAh		ABS+PMMA
 MiG	12.5W	≥750 lm	25000 hrs	220-240V	Type C	★★★	Stepless	N/A		ABS+PC+AL

• P067-068

• P069-070

• P071-072





Night Light Series	Power (w)	Lumen	Life	Power Supply	Automatic On/Off	Installation	Material
--------------------	-----------	-------	------	--------------	------------------	--------------	----------



Lotus

0.3w	14lm	15000 hrs	DC4.5V 3 X AAA Battery		<b>4 in 1</b> 1. Portable    3. Pastable 2. Magnetic    4. Hanging	Metal+PC +PMMA
------	------	-----------	---------------------------	--	--	-------------------

• P<sub>073-074</sub>

Wall Lamp Series	Power (w)	Lumen	Life	Light Color	Special Lens Design	Material
------------------	-----------	-------	------	-------------	---------------------	----------



Peacock

5.7w	250lm	15000 hrs	Colorful + White
------	-------	-----------	---------------------



Die-cast Aluminum +PC+Glass
--------------------------------

• P<sub>077-078</sub>



Switch and Socket Series	High Capacity	Dimension (mm)	Safety Shutters	850° Anti-flaming	Switching Times	Plugging Times	Material	
							Cover & Body	Contact Piece



F01

16A	120*70	✓	✓	40000	5000	Flame retardant PC	Red copper silver coated
-----	--------	---	---	-------	------	--------------------	--------------------------

• P081-082



F02

16A	86*88	✓	✓	40000	5000	Flame retardant PC	Red copper silver coated
-----	-------	---	---	-------	------	--------------------	--------------------------

• P083-084





**CEILING LAMP**  
-LIVING ROOM





# RADIANT LIKE DIAMOND



Dust-proof & Anti-mosquito



0.5  $\mu$ m Cutting Precise Lens



Ra > 95



Smart Control



No Blue Light




Flicker Free



NEW GENERATION

Windys 2



**Anti-mosquito proof**



36" White



42" White



36" Gold



42" Gray

**LED**

**Windys 2**

Order Name

Power (W)

Color temperature (K)

Dimensions (mm)

Material

Luminous Flux

Area (m3)

**DIMMABLE**

LEDFSD-E-Rd420-36W-WindyS 2

White/Gold

58W (Lamp 36W/Fan 25W)

2700K+5700K

Φ411\*287/Φ436\*286

Base: Steel+AL+PC

Cover: PMMA

2800

8-12

LEDFSD-E-Rd480-52W-WindyS 2

White/ Gray

88W (Lamp 52W/Fan 36W)

2700K+5700K

Φ510\*311/Φ520\*283

Base: Steel+AL+PC

Cover: PMMA

4300

12-16

LEDFSD-E-Rd480-68W-WindyS 2

Black

102W (Lamp 68W/Fan 36W)

2700K+3000K+5700K

Φ625\*295

Base: Steel+AL+PC

Cover: PMMA

4300

12-16





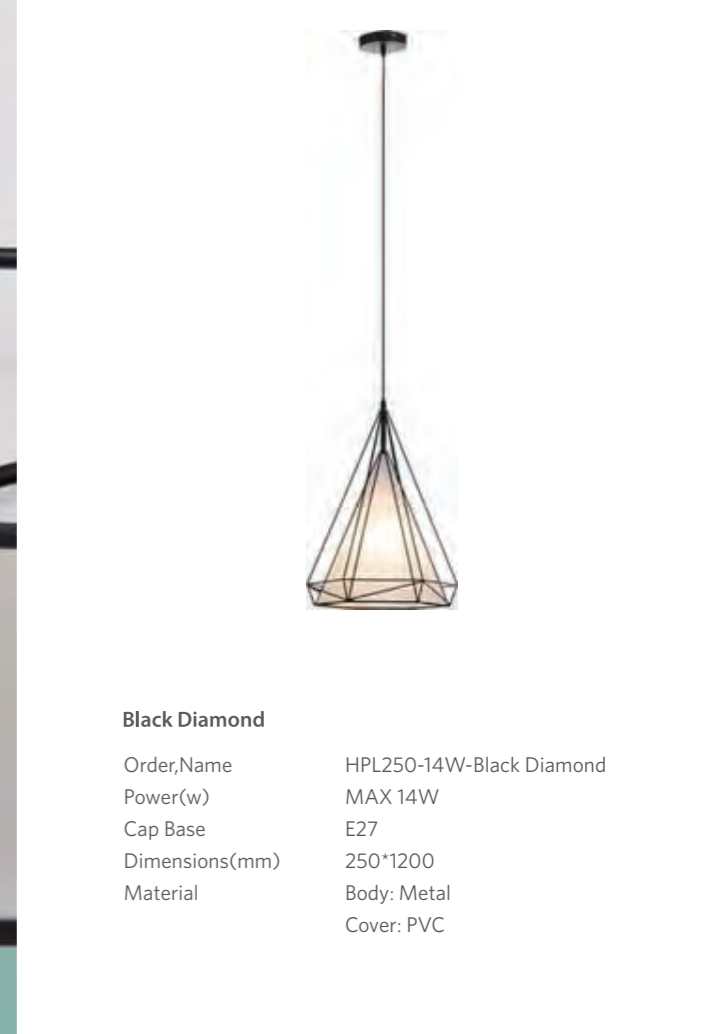
**LED**

**DIMMABLE**

**Cloud 2**

Order Name	LED HC6565 92W Cloud 2
Power (W)	92W
Color temperature (K)	3000K+5700K
Dimensions(mm)	650*650*140
Material	Base: PC Cover: PMMA
Luminous Flux	6500
Area(m <sup>2</sup> )	25-35





**Black Diamond**

Order,Name	HPL250-14W-Black Diamond
Power(w)	MAX 14W
Cap Base	E27
Dimensions(mm)	250*1200
Material	Body: Metal Cover: PVC



**CEILING LAMP**  
-BEDROOM



# Shinning like Starry Sky



Brighter Than Ever



Uniform Light



Eye Care



Ra>80



Slim Design



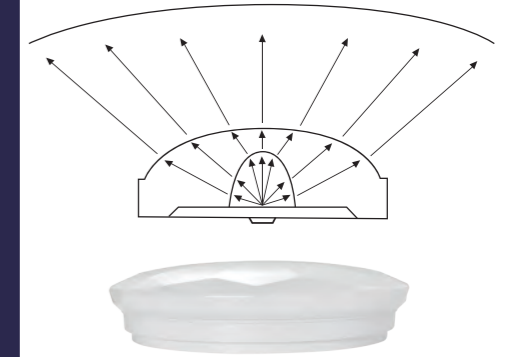
LED Ceiling Lamp - Star Diamond 2 & White 2



UNIFORM LIGHT

Comparison of various cover materials		
Optical PMMA	Non fragile plastic PVC	Ordinary plastic PS
No yellowing and crispness	Prone to yellowing	Prone to yellow embrittlement
High light transmittance	Low light transmittance	Poor light transmittance
UV resistance to oxidation	Relatively easy to oxidize	Extremely easy to oxidize

- > Special 155° wide angle and bigger size optical lens design
- > Unique Optical PMMA Cover, no fading and crispness



## BRIGHTER THAN EVER

Base Range	Market Typical	New GEN	Lumen increase
200	4.5W, 300lm	10W, 900lm	Up to <b>3 times</b>
260	10W, 800lm	18W, 1500lm	Up to <b>88%</b>
350	16W, 1300lm	23W, 1900lm	Up to <b>46%</b>
420	23W, 1900lm	38W, 3000lm	Up to <b>58%</b>




EYE CARE

RG0 No Blue Light

Flicker Free



BLUE LIGHT HAZARD CLASS	
Class	Safety
RG 0 No Hazard	No photobiological hazard under the limit condition
RG 1 Low Hazard	Not cause any photobiological hazard under Normal use
RG 2 Moderate hazard	No adverse reaction to strong light and temperature



## SLIM DESIGN

Beauty and Space saving with up to **15%-40%** thickness reduction VS last generation



**LED**

**Star Diamond 2**

Order Name	LED HC260 18W Star Diamond	LED HC350 23W Star Diamond	LED HC420 38W Star Diamond	LED HC480 48WDIM Star Diamond
Power (W)	18W	23W	38W	48W
Color temperature (K)	5700K	5700K	5700K	2700/5700K
Dimensions(mm)	Φ 272X66	Φ 335X72	Φ 410X74	Φ 480X86
Material	Base: PC Cover: MS	Base: Steel Cover: MS	Base: Steel Cover: MS	Base: Steel Cover: PMMA
Luminous Flux	1500	1900	3000	3700



**DIMMABLE**



**LED**

**White 2**

Order Name	LED HC350 23W White	LED HC420 38W White
Power (W)	23W	38W
Color temperature (K)	5700K	5700K
Dimensions(mm)	Φ 335X66	Φ 410X72
Material	Base: Steel Cover: PMMA	Base: Steel Cover: PMMA
Luminous Flux	1900	3000

**LED**

**White 3**

Order Name	LED Ceiling-U3-Rd350 -18W-White	LED Ceiling-U3-Rd420 -24W-White
Power (W)	18W	24W
Color temperature (K)	4000/5700K	4000/5700K
Dimensions(mm)	Φ 335X75	Φ 420X75
Material	Base: Steel Cover: MS	Base: Steel Cover: MS
Luminous Flux	1600	2300







**LED**

**Rosy**

Order Name	LED HC420 22W 3000/4500K Rosy
Power (W)	22W
Color temperature (K)	3000/4500K
Dimensions(mm)	Φ 420*85
Material	Base: Steel Cover: PMMA
Luminous Flux	1800



**LED**

**Halo**

Order Name	LED HC350 16W Halo
Power (W)	16W
Color temperature (K)	4000/5700K
Dimensions(mm)	Φ 345*98
Material	Base: Steel Cover: PMMA
Luminous Flux	1300
Area(m <sup>2</sup> )	8-12



**LED**

**Star-Attic**

Order Name	HC350 16W Star-Attic
Power (W)	16W
Color temperature (K)	4000/5700K
Dimensions(mm)	Φ 380*85
Material	Base: Steel Cover: PMMA
Luminous Flux	1200
Area(m <sup>2</sup> )	12-16



**CEILING LAMP**  
-COMPACT



**LED**

**IP44**

**IP44 Diamond**

Order Name	HC180-D0.2*30 Diamond	HC230-D0.2*60 Diamond
Power (W)	6W	12W
Color temperature (K)	3000/5700K	3000/5700K
Dimensions(mm)	Φ 180*37	Φ 230*40
Material	Base: PC Cover: PMMA	Base: PC Cover: PMMA
Luminous Flux	400	850
Area(m <sup>2</sup> )	2-4	5-8

**LED**

**IP44**

**IP44 Diamond**

Order Name	HC1818-D0.2*42 Diamond
Power (W)	9W
Color temperature (K)	3000/5700K
Dimensions(mm)	180*180*37
Material	Base: PC Cover: PMMA
Luminous Flux	540
Area(m <sup>2</sup> )	3-5



**LED**

**SENSOR LAMP**

**Detector 2**

Order Name	LED-Rd260-12W-Detector 2-Mic-GP	LED-Rd350-18W-Detector 2-Mic-GP
Power (W)	11.5W	18W
Color temperature (K)	4000/5700K	4000/5700K
Dimensions(mm)	Φ272*60	Φ335*75
Material	Base: PC Cover: MS	Base: Steel Cover: MS
Luminous Flux	1000	1600
Control	Microwave	Microwave





**LED**

**White 2**

Order Name	LED HC200 10W White	LED HC260 18W White	LED HC350 23W White
Power (W)	10W	18W	23W
Color temperature (K)	5700K	5700K	5700K
Dimensions(mm)	Φ 200*48	Φ 272*60	Φ 335*66
Material	Base: PC Cover: PMMA	Base: PC Cover: PMMA	Base: Steel Cover: PMMA
Luminous Flux	900	1500	1900
Area(m <sup>2</sup> )	8-12	8-12	8-12




**LED**

**White 3**

Order Name	LED Ceiling-U3-Rd260 -12W-White-GP	LED Ceiling-U3-Rd350 -18W-White-GP
Power (W)	11.5W	18W
Color temperature (K)	4000/5700K	4000/5700K
Dimensions(mm)	Φ 272*60	Φ 335*75
Material	Base: PC Cover: MS	Base: Steel Cover: MS
Luminous Flux	1000	1600





**LED**

**Star-Sunlight 2**

Order Name	HC260 9,6W Star-Sunlight 2
Power (W)	9.6W
Color temperature (K)	5700K
Dimensions(mm)	Φ278*84
Material	Base: PC Cover: PMMA
Luminous Flux	800
Area(m <sup>2</sup> )	8-12



**MIRROR LAMP**  
-BATHROOM







**LED**

**Alice**

Order Name	LED-HML440-9W-Alice-CT
Power (W)	9W
CCT(K)	4000K
Dimensions(mm)	440*70*50
Material	AL+PC



**LED**

**William**

Order Name	LED-HML470-9W-William-CT
Power (W)	9W
CCT(K)	4000K/6500K
Dimensions(mm)	470*80*41
Material	AL+PC



**LED**

**Ramile 2**

Order Name	LEDMirror-E-606-10W-840-Ramile 2-GP
Power(W)	10W
Color temperature(K)	4000K
Dimensions(mm)	606*82*45
Material	AL+PC



**LED**

**Xiaobai**

Order Name	LED HML549 10W 4000K XIAOBAI IBU
Power (W)	10W
CCT(K)	4000K
Dimensions(mm)	586*64*50
Material	PC+PMMA

**TABLE LAMP**  
-READING & WORKING



# 1 CHARGE FOR 3 WEEKS

\*at 10% lumen output with working 1hr a day



- 1800  
mAh

Last 3 Weeks
- RG0

No Blue Light
- Flicker Free
- Ra > 80
- Touch Dimming Design

## 1800 mAh CONVENIENCE AND EASY TO USE

- 1 Charge for 3 weeks**  
\*at 10% lumen output with working 1hr a day

100% light	6h	<p>1800mAh LITHIUM BATTERY INSIDE</p>
50% light	30h	
10% light	60h	
- Multiple ways of use with 360° free adjustment lamp arm**

CLIP

STAND
- Clip anywhere with one hand**

One hand open and close 45mm maximum clamping thickness

Non-slip design of inner surface of clip
- Charging and plug-in with USB port, use while charging without delay**

**LED** DIMMABLE

**Pipe 2**

Order Name	
Power (W)	4.8W
Color temperature (K)	4000K
Dimensions(mm)	121*74*413
Material	ABS+PS
Luminous Flux	100
Battery capacity	1800mAh



### 3 LEVEL LUMEN OUTPUT WITH TOUCH DIMMING DESIGN

Touch Dimming Design

READING AND WRITING  
LEVEL 1- 100% LUMEN OUTPUT

RECREATION  
LEVEL 2- 50% LUMEN OUTPUT

NIGHT LIGHT  
LEVEL 3- 10% LUMEN OUTPUT

**RG0** No Blue Light

**EYE CARE**

Flicker Free

BLUE LIGHT HAZARD CLASS	
Class	Safety
RG 0 No Hazard	No photobiological hazard under the limit condition
RG 1 Low Hazard	Not cause any photobiological hazard under Normal use
RG 2 Moderate hazard	No adverse reaction to strong light and temperature



**LED**

**DIMMABLE**

**LED Desk Lamp CY**

Order Name	LED Desk Lamp CY
Power (W)	5W
Color temperature (K)	3800K
Dimensions(mm)	151*151*540
Material	ABS+PMMA
Luminous Flux	150
Battery Capacity	1800mAh





**LED**

**DIMMABLE**

**MiG**

Order Name	LED TL 12.5W Dim 3900K MiG White C GP
Power (W)	12.5
Color temperature (K)	3900K
Dimensions(mm)	405 x 120 x 410
Material	ABS+PC+AL



To be yourself  
in the most relaxing state



LED

DIMMABLE

INFRARED SENSOR

**Lotus**

Order Name	LED-NL-Lotus-W (white)
Power (W)	0.3W
Color temperature (K)	3000K
Dimensions(mm)	75*75*18
Material	Metal+PC+PMMA
Luminous Flux	14

**WALL LAMP**  
-OPTIMAL AMBIENCE







### Peacock

Order Name	LED HWL 120 5.7W Peacock
Power (W)	5.7W
Color temperature (K)	3000K/4000K/5700K
Dimensions(mm)	Φ120*117.5
Material	Die-cast Aluminum+PC+Glass
Luminous Flux	250



| Switch and Socket



# ASP SHIELD SOCKET

\* AVOID SINGLE POLE INSERTION DO NOT insert it with violence force.

## GUARD YOUR SAFETY



Avoid Single Pole Insertion



High Capacity



850°C Anti-flaming



Instant Wire Connection



5000 times of Plugging



40,000 times On-Off



F01 Series OPPLE ASP Shield Socket / OPPLE Art Switch

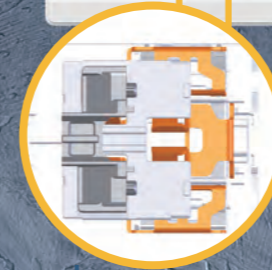


AVOID SINGLE POLE INSERTION  
DO NOT insert it with violence force.

Prevent fingers from touching the metal parts in the socket. Effectively prevent children from accidental electric shock.



850°C Anti-flaming



> Socket shutters can help to shield the metal parts in the socket and prevent electric shock.

> Keep children safe.



Safe with High flame retardant PC material  
Up to 850°C Anti-flaming PC material  
Safety and No deformation



## DURABLE AND RELIABLE



High Capacity



40,000 On-Off

16A high capacity Switch with Red copper & red copper silver coated mechanism parts

Stronger current carrying capacity

Up to 40000 times of Switching



5000 times of Plugging

16A high capacity Socket for high-power electrical appliances

Up to 5000 times of plugging



Two color option: White and Grey Black





## EASY TO FIX

Modular design

Modular design for easy combination of frame and function module. Function module can match most plates of other brand.




Instant wire connection for easy installation



# ASP<sup>\*</sup> SHIELD SOCKET

\* AVOID SINGLE POLE INSERTION - DO NOT insert it with violence force.

# GUARD YOUR SAFETY

-  Avoid Single Pole insertion
-  High Capacity 16A
-  850°C Anti-flaming
-  5000 times of Plugging
-  40,000 times On-Off
-  Edge to Edge



F02 Series OPPLE ASP Shield Socket / OPPLE Art Switch



**ASP<sup>\*</sup> AVOID SINGLE POLE INSERTION**  
**DO NOT** insert it with violence force.

Prevent fingers from touching the metal parts in the socket.  
 Effectively prevent children from accidental electric shock.

- > Socket shutters can help to shield the metal parts in the socket and prevent electric shock.
- > Keep children safe.



850°C  
 Anti-flaming

Safe with High flame retardant PC material  
 Up to 850°C Anti-flaming PC material  
 Safety and No deformation

## DURABLE AND RELIABLE

16A

High Capacity



40,000 On-Off



5000 times of Plugging

16A high capacity Switch with Red copper & red copper silver coated mechanism parts

Stronger current carrying capacity  
 Up to 40000 times of Switching

16A high capacity Socket for high-power electrical appliances  
 Up to 5000 times of plugging

Three color option: White and Gold and Silver Gray










## EASY TO USE

- > **Edge to edge design with big button**  
 Press as you like with comfortable touch
- > **Fluorescent indicator design**  
 Easy to identify in the dark and no dazzling









2.4A USB port for quick charge









## CEILING LAMP-LIVING ROOM

Series	Picture	SAP code	SAP Information		Key Data						Product Dimension (mm)				Product Weight	Inner Box Size (mm)				Groos Weight	Outer Box Dimension (mm)				Groos Weight	Packing Quantity (pcs)	MOQ
			Product Description	Model	Rated Voltage(V)	Frequency (Hz)	Power (W)	Lumen (lm)	CCT (K)	Life (h)	Length	Width	Height	Diameter	kg/pc	Length	Width	Height	Volume (m³)	kg/pc	Length	Width	Height	Volume (m³)	kg/CTN		
WindyS 2		525001007400	LEDFSD-E-Rd420-36W-STEP-WH -WindyS II-GP	LEDFSD-E-Rd420 -STEP-WindyS	220-240	50/60	58 Lamp 36 Fan 25	2800	2700 +5700	15000	/	/	287	Φ411 (Sweep Φ845)	3.90	/	/	/	/	5.30	463	463	240	0.05145	5.30	1	600
WindyS 2		525001007500	LEDFSD-E-Rd420-36W-STEP-GD -WindyS II-GP	LEDFSD-E-Rd420 -STEP-WindyS	220-240	50/60	58 Lamp 36 Fan 25	2800	2700 +5700	15000	/	/	286	Φ436 (Sweep Φ845)	4.20	/	/	/	/	5.40	487	487	230	0.05455	5.40	1	600
WindyS 2		525002005400	LEDFSD-E-Rd480-52W-STEP-WH -WindyS II-GP	LEDFSD-E-Rd480 -STEP-WindyS	220-240	50/60	88 Lamp 52 Fan 36	4300	2700 +5700	15000	/	/	311	Φ510 (Sweep Φ1054)	5.70	/	/	/	/	7.20	555	555	232	0.07146	7.20	1	600
WindyS 2		525002005300	LEDFSD-E-Rd480-52W-STEP-GY -WindyS II-GP	LEDFSD-E-Rd480 -STEP-WindyS	220-240	50/60	88 Lamp 52 Fan 36	4300	2700 +5700	15000	/	/	283	Φ520 (Sweep Φ1054)	5.70	/	/	/	/	7.70	572	572	260	0.08507	7.70	1	600
WindyS 2		525002005200	LEDFSD-E-Rd480-68W-STEP-BK -WindyS II-GP	LEDFSD-E-Rd480 -STEP-WindyS II	220-240	50/60	102 Lamp 68 Fan 36	4300	2700 +3000 +5700	15000	/	/	295	Φ625 (Sweep Φ1054)	6.70	/	/	/	/	9.30	680	680	243	0.11236	9.30	1	600
Cloud 2		520035008410	LED HC6565 92W 5700K+3000K RG Cloud II	LED HC6565 92W	220-240	50/60	92	6500	3000 +5700	20000	650	650	140	/	4.50	/	/	/	/	745	745	147	0.08159	6.03	1	600	
Black Diamond		521020007110	Pendant-E-250-14W-Black Diamond-GP	HPL250-14W -Black Diamond	220-240	50/60	MAX 14W	/	/	/	/	/	1200	Φ250	0.65	260	230	390	0.0233	0.97	535	475	415	0.10546	3.88	4	1000





## CEILING LAMP-BEDROOM

Series	Picture	SAP code	SAP Information		Key Data						Product Dimension (mm)				Product Weight	Inner Box Size (mm)				Groos Weight	Outer Box Dimension (mm)				Groos Weight	Packing Quantity (pcs)	MOQ
			Product Description	Model	Rated Voltage(V)	Frequency (Hz)	Power (W)	Lumen (lm)	CCT (K)	Life (h)	Length	Width	Height	Diameter	kg/pc	Length	Width	Height	Volume (m³)	kg/pc	Length	Width	Height	Volume (m³)	kg/CTN		
Star-Diamond 2		520033003610	LED Ceiling-U2-Rd260-18W-857 -Star Diamond-GP	LED HC260 18W Star Diamond	220-240	50/60	18	1500	5700	20000	/	/	66	Φ272	0.32	310	72	316	0.0071	0.60	640	385	330	0.08131	6.00	10	600
		520033003510	LED Ceiling-U2-Rd350-23W-857 -Star Diamond-GP	LED HC350 23W Star Diamond	220-240	50/60	23	1900	5700	20000	/	/	72	Φ335	0.93	375	78	381	0.0111	1.15	663	390	400	0.10343	9.20	8	600
		520034012510	LED Ceiling-U2-Rd420-38W-857 -Star Diamond-GP	LED HC420 38W Star Diamond	220-240	50/60	38	3000	5700	20000	/	/	74	Φ410	1.34	440	78	446	0.0153	1.53	660	455	465	0.13964	12.24	8	600
		520034012410	LED Ceiling-E2-Rd480-48W-STEP -827/857-Star Diamond-GP	LED HC480 48W DIM Star Diamond	220-240	50/60	48	3700	2700 +5700	20000	/	/	86	Φ480	2.23	537	93	543	0.0271	2.56	555	498	565	0.15616	12.80	5	600
White 2		520034012610	LED Ceiling-U2-Rd420-38W-857-White-GP	LED HC420 38W White	220-240	50/60	38	3000	5700	20000	/	/	72	Φ410	1.275	440	78	446	0.0153	1.31	660	455	465	0.13964	10.48	8	600
White 3		520033010500	LED Ceiling-U3-Rd420-24W-840-White-GP	LED HC420 24W White	220-240	50/60	24	2300	4000	15000	/	/	75	Φ420	0.812	443	90	442	0.0176	1.13	570	455	465	0.12060	6.75	6	600
		520033010600	LED Ceiling-U3-Rd420-24W-857-White-GP	LED HC420 24W White	220-240	50/60	24	2300	5700	15000	/	/	75	Φ420	0.812	443	90	442	0.0176	1.13	570	455	465	0.12060	6.75	6	600
Rosy		520022003010	LED HC420 22W 3000/4500K Rosy	LED HC420 22W DIM	220-240	50/60	22	1800	3000 /4500	20000	/	/	85	Φ420	1.16	532	534	90	0.0256	1.95	578	548	561	0.17769	11.71	6	600
Halo		140051084	HC350 16W 4000K Halo	LED HC350 16W-GP	220-240	50/60	16	1300	4000	20000	/	/	98	Φ345	0.85	375	103	380	0.0147	1.39	546	390	402	0.08560	6.96	5	500
		140051083	HC350 16W 5700K Halo	LED HC350 16W-GP	220-240	50/60	16	1300	5700	20000	/	/	98	Φ345	0.85	375	103	380	0.0147	1.39	546	390	402	0.08560	6.96	5	500
Star-Attic		140051088	HC350 16W 4000K Star-Attic	LED HC350 16W-GP	220-240	50/60	16	1200	4000	20000	/	/	85	Φ380	0.82	425	87	430	0.0159	1.45	566	412	422	0.09841	8.70	6	600
		140051087	HC350 16W 5700K Star-Attic	LED HC350 16W-GP	220-240	50/60	16	1200	5700	20000	/	/	85	Φ380	0.82	425	87	430	0.0159	1.45	566	412	422	0.09841	8.70	6	600




# CEILING LAMP-COMPACT

Series	Picture	SAP code	SAP Information		Key Data						Product Dimension (mm)				Product Weight	Inner Box Size (mm)				Groos Weight	Outer Box Dimension (mm)				Groos Weight	Packing Quantity (pcs)	MOQ
			Product Description	Model	Rated Voltage(V)	Frequency (Hz)	Power (W)	Lumen (lm)	CCT (K)	Life (h)	Length	Width	Height	Diameter	kg/pc	Length	Width	Height	Volume (m <sup>3</sup> )	kg/pc	Length	Width	Height	Volume (m <sup>3</sup> )	kg/CTN		
Diamond		140067245	LED-HC180-D0.2*30-Diamond-3000K-R-F	LED-HC180-D0.2*30	220-240	50/60	6	400	3000	20000	/	/	37	Φ180	0.19	189	189	40	0.0014	0.29	415	410	205	0.03488	5.80	20	1000
		140067246	LED-HC180-D0.2*30-Diamond-5700K-R-F	LED-HC180-D0.2*30	220-240	50/60	6	400	5700	20000	/	/	37	Φ180	0.19	189	189	40	0.0014	0.29	415	410	205	0.03488	5.80	20	1000
Diamond		140067253	LED-HC230-D0.2*60-Diamond-3000K-R-F	LED-HC230-D0.2*60	220-240	50/60	12	850	3000	20000	/	/	40	Φ230	0.34	239	239	43	0.0025	0.50	510	440	255	0.05722	10.00	20	1000
		140067254	LED-HC230-D0.2*60-Diamond-5700K-R-F	LED-HC230-D0.2*60	220-240	50/60	12	850	5700	20000	/	/	40	Φ230	0.34	239	239	43	0.0025	0.50	510	440	255	0.05722	10.00	20	1000
Diamond		140067255	LED-HC230-D0.2*60-Diamond-3000K-R-T	LED-HC230-D0.2*60	220-240	50/60	12	850	3000	20000	/	/	40	Φ230	0.34	239	239	43	0.0025	0.50	495	450	260	0.05792	10.00	20	1000
		140067256	LED-HC230-D0.2*60-Diamond-5700K-R-T	LED-HC230-D0.2*60	220-240	50/60	12	850	5700	20000	/	/	40	Φ230	0.34	239	239	43	0.0025	0.50	495	450	260	0.05792	10.00	20	1000
Diamond		140067249	LED-HC1818-D0.2*42-Diamond-3000K-S-F	LED-HC1818-D0.2*42	220-240	50/60	9	540	3000	20000	180	180	37	/	0.24	189	189	40	0.0014	0.35	415	410	205	0.03488	7.00	20	1000
		140067250	LED-HC1818-D0.2*42-Diamond-5700K-S-F	LED-HC1818-D0.2*42	220-240	50/60	9	540	5700	20000	180	180	37	/	0.24	189	189	40	0.0014	0.35	415	410	205	0.03488	7.00	20	1000
Detector 2		520033009700	LED-Rd260-12W-840-Detector II-Mic-GP	LED HC260 12W DM	220-240	50/60	12	1000	4000	15000	/	/	60	Φ272	0.32	308	66	308	0.01	0.45	630	425	330	0.09	5.34	12	600
		520033009800	LED-Rd260-12W-857-Detector II-Mic-GP	LED HC260 12W DM	220-240	50/60	12	1000	5700	15000	/	/	60	Φ272	0.32	308	66	308	0.01	0.45	630	425	330	0.09	5.34	12	600
		520033010200	LED-Rd350-18W-840-Detector II-Mic-GP	LED HC350 18W DM	220-240	50/60	18	1600	4000	15000	/	/	75	Φ335	0.53	375	80	370	0.01	0.67	505	385	400	0.08	4.00	6	600
		520033010100	LED-Rd350-18W-857-Detector II-Mic-GP	LED HC350 12W DM	220-240	50/60	18	1600	5700	15000	/	/	75	Φ335	0.53	375	80	370	0.01	0.67	505	385	400	0.08	4.00	6	600
White 2		520033003910	LED Ceiling-U2-Rd200-10W-857-White-GP	LED HC200 10W White	220-240	50/60	10	900	5700	20000	/	/	48	Φ200	0.220	230	54	236	0.0029	0.32	480	300	490	0.07056	6.40	20	600
		520033003810	LED Ceiling-U2-Rd260-18W-857-White-GP	LED HC260 18W White	220-240	50/60	18	1500	5700	20000	/	/	60	Φ272	0.480	310	64	316	0.0063	0.50	640	345	330	0.07286	5.00	10	600
		520033003710	LED Ceiling-U2-Rd350-23W-857-White-GP	LED HC350 23W White	220-240	50/60	23	1900	5700	20000	/	/	66	Φ335	0.850	375	72	381	0.0103	0.88	615	390	400	0.09594	7.04	8	600
White 3		520033009900	LED Ceiling-U3-Rd260-12W-840-White-GP	LED HC260 12W White	220-240	50/60	12	1000	4000	15000	/	/	60	Φ272	0.318	308	66	308	0.0063	0.45	630	425	330	0.08836	5.34	12	600
		520033010000	LED Ceiling-U3-Rd260-12W-857-White-GP	LED HC260 12W White	220-240	50/60	12	1000	5700	15000	/	/	60	Φ272	0.318	308	66	308	0.0063	0.45	630	425	330	0.08836	5.34	12	600
		520033010300	LED Ceiling-U3-Rd350-18W-840-White-GP	LED HC350 18W White	220-240	50/60	18	1600	4000	15000	/	/	75	Φ335	0.534	375	80	370	0.0111	0.81	505	385	400	0.07777	4.88	6	600
		520033010400	LED Ceiling-U3-Rd350-18W-857-White-GP	LED HC350 18W White	220-240	50/60	18	1600	5700	15000	/	/	75	Φ335	0.534	375	80	370	0.0111	0.81	505	385	400	0.07777	4.88	6	600
Star-Sunlight 2		520028000810	LED HC260 9.6W 5700K Star-Sunlight II	LED HC260 9.6W II	220-240	50/60	9.6	800	5700	20000	/	/	84	Φ278	0.30	280	103	280	0.0081	0.72	642	498	332	0.10615	7.20	10	600


## MIRROR LAMP-BATHROOM

Series	Picture	SAP code	SAP Information		Key Data						Product Dimension (mm)				Product Weight	Inner Box Size (mm)				Groos Weight	Outer Box Dimension (mm)				Groos Weight	Packing Quantity (pcs)	MOQ
			Product Description	Model	Rated Voltage(V)	Frequency (Hz)	Power (W)	Lumen (lm)	CCT (K)	Life (h)	Length	Width	Height	Diameter	kg/pc	Length	Width	Height	Volume (m <sup>3</sup> )	kg/pc	Length	Width	Height	Volume (m <sup>3</sup> )	kg/CTN		
Alice		522000001910	LED-HML440-9W-4000K-Alice-CT	LED-HML440-9W-Alice-CT	220-240	50/60	9	600	4000	20000	440	70	50	/	0.34	450	80	60	0.0022	0.78	460	340	210	0.03284	9.30	12	2000
William		522000002210	LED-HML470-9W-4000K-William-CT	LED-HML470-9W-William-CT	220-240	50/60	9	600	4000	20000	470	80	41	/	0.37	480	90	50	0.0022	0.85	490	285	240	0.03352	10.20	12	2000
		522000002310	LED-HML470-9W-6500K-William-CT	LED-HML470-9W-William-CT	220-240	50/60	9	600	6500	20000	470	80	41	/	0.37	480	90	50	0.0022	0.85	490	285	240	0.03352	10.20	12	2000
Ramile 2		526000001410	LEDMirror-E-606-10W-840-Ramile II-GP	LED-HML606-10W-Ramile II	220-240	50/60	10	600	4000	20000	606	82	45	/	0.63	615	85	50	0.0026	0.72	625	220	280	0.03850	8.58	12	2000
Xiaobai		140050864	LED HML549 10W 4000K XIAOBAI IBU	LED HML549 10W	220-240	50/60	10	650	4000	15000	586	64	50	/	0.47	595	70	60	0.0025	0.63	610	300	205	0.03752	7.60	12	600

## TABLE LAMP-READING & WORKING

Series	Picture	SAP code	SAP Information		Key Data						Product Dimension (mm)				Product Weight	Inner Box Size (mm)				Groos Weight	Outer Box Dimension (mm)				Groos Weight	Packing Quantity (pcs)	MOQ
			Product Description	Model	Rated Voltage(V)	Frequency (Hz)	Power (W)	Lumen (lm)	CCT (K)	Life (h)	Length	Width	Height	Diameter	kg/pc	Length	Width	Height	Volume (m <sup>3</sup> )	kg/pc	Length	Width	Height	Volume (m <sup>3</sup> )	kg/CTN		
Pipe 2		523004006210	LED MT 4.8W Dim 4000K White Pipe II	LED MT 4.8W Pipe II	USB DC5V	/	4.8	100(max)	4000	20000	121	74	413	/	0.35	155	75	205	0.0024	0.48	640	395	220	0.05562	9.50	20	1000
CY		523004005510	LED Desk-CY- 5W-3800K-Dim-WH-GP	MT-HY03T-205	USB DC5V	/	5	150(max)	3800	20000	151	151	540	/	0.71	175	175	350	0.0107	1.19	545	545	365	0.10841	10.70	9	1000
Lotus		140060293	LED-NL-Lotus-W	LED-Lotus	DC4.5 V	/	0.3	14	3000	15000	75	75	18	/	0.07	182	95	20	0.0003	0.10	521	380	114	0.02257	4.85	50	1000

## WALL LAMP-OPTIMAL AMBIENCE




























Series	Picture	SAP code	SAP Information		Key Data						Product Dimension (mm)				Product Weight	Inner Box Size (mm)				Groos Weight	Outer Box Dimension (mm)				Groos Weight	Packing Quantity (pcs)	MOQ
			Product Description	Model	Rated Voltage(V)	Frequency (Hz)	Power (W)	Lumen (lm)	CCT (K)	Life (h)	Length	Width	Height	Diameter	kg/pc	Length	Width	Height	Volume (m <sup>3</sup> )	kg/pc	Length	Width	Height	Volume (m <sup>3</sup> )	kg/CTN		
Peacock		522003006000	MZB120-5.7W-3000K/4000K/5700K-Peacock	LED HWL 120 5.7W	220-240	50/60	5.7	250	3000 +4000 +5700	15000	/	/	117.5	Φ120	0.691	144	130	200	0.0037	0.90	310	310	155	0.01490	3.61	4	1000

# SWITCH AND SOCKET-F01 Series



























Picture	SAP Information			Key Data		Product Dimension (mm)			Product Weight	Inner Box Size (mm)				Groos Weight	Outer Box Dimension (mm)				Groos Weight	Packing Quantity (pcs)	MOQ
	SAP code	Product Description	Model	Specification	Colour	Length	Width	Height	kg/pc	Length	Width	Height	Volume (m <sup>3</sup> )	kg/pc	Length	Width	Height	Volume (m <sup>3</sup> )	kg/CTN		
	600002007900	F011611A-Switch Set-1G1W-WH-GP	F011611A	16AX 250V-	White	120	70	32	0.0480	175	155	135	0.0036619	0.0540	700	325	190	0.0432250	5.40	100	1000
	600002005800	F011612A-Switch Set-1G2W-WH-GP	F011612A	16AX 250V-	White	120	70	32	0.0620	175	155	135	0.0036619	0.0680	700	325	190	0.0432250	6.80	100	1000
	600002006800	F018401A-Switch Set-Doorbell-1G-WH-GP	F018401A	16A 250V-	White	120	70	32	0.0580	175	155	135	0.0036619	0.0640	700	325	190	0.0432250	6.40	100	1000
	600002005700	F011621A-Switch Set-2G1W-WH-GP	F011621A	16AX 250V-	White	120	70	32	0.0770	175	155	135	0.0036619	0.0830	700	325	190	0.0432250	8.30	100	1000
	600002006700	F011622A-Switch Set-2G2W-WH-GP	F011622A	16AX 250V-	White	120	70	32	0.1050	175	155	135	0.0036619	0.1110	700	325	190	0.0432250	11.10	100	1000
	600002008200	F011631A-Switch Set-3G1W-WH-GP	F011631A	16AX 250V-	White	120	70	32	0.0930	175	155	135	0.0036619	0.0990	700	325	190	0.0432250	9.90	100	1000
	600002005600	F011632A-Switch Set-3G2W-WH-GP	F011632A	16AX 250V-	White	120	70	32	0.1330	175	155	135	0.0036619	0.1390	700	325	190	0.0432250	13.90	100	1000
	600002007100	F01167U-Outlet set-US-1G-WH-GP	F01167U	16A 250V-	White	120	70	32	0.0780	175	155	135	0.0036619	0.0840	700	325	190	0.0432250	8.40	100	1000
	600002008100	F01167U2-Outlet Set-US-2G-WH-GP	F01167U2	16A 250V-	White	120	70	32	0.0750	175	155	135	0.0036619	0.0810	700	325	190	0.0432250	8.10	100	1000
	600002006000	F01207-Outlet Set-AirCon-20A-1G-WH-GP	F01207	20A 250V-	White	120	70	30	0.0755	175	155	135	0.0036619	0.0817	700	325	190	0.0432250	8.17	100	1000
	600002007000	F011699-Outlet Set-Universe-1G-WH-GP	F011699	10A 250V-	White	120	70	40	0.0978	175	155	135	0.0036619	0.1055	700	325	190	0.0432250	8.44	80	1000
	600002008400	F016901-Outlet Set-Computer-1G-WH-GP	F016901	CAT6(6P6C)	White	120	70	35	0.0510	175	155	135	0.0036619	0.0580	700	325	190	0.0432250	5.22	90	1000
	600002005900	F016201-Outlet Set-Telephone-1G-WH-GP	F016201	4 pins	White	120	70	35	0.0500	175	155	135	0.0036619	0.0560	700	325	190	0.0432250	5.60	100	1000
	600002007300	F016101-Outlet Set-F Head TV-1G-WH-GP	F016101	5-850MHZ	White	120	70	35	0.0520	175	155	135	0.0036619	0.0580	700	325	190	0.0432250	5.80	100	1000
	600002008300	F016502-Outlet Set-Tel and PC-WH-GP	F016502	4 pins CAT6(6P6C)	White	120	70	35	0.0610	175	155	135	0.0036619	0.0680	700	325	190	0.0432250	6.12	90	1000
	600002006200	F018501-Outlet Set-USB-2.4A-WH-GP	F018501	5V 2.4A	White	120	70	42	0.0900	175	155	135	0.0036619	0.0960	700	325	190	0.0432250	6.72	70	1000
	600002007200	F018101-Switch Set-Dier-300W-WH-GP	F018101	200-240V- 30-300W	White	120	70	55	0.0980	175	155	135	0.0036619	0.1037	700	325	190	0.0432250	5.19	50	1000
	600002008600	F011611A-Switch Set-1G1W-DG-GP	F011611A	16AX 250V-	Dark Gray	120	70	32	0.0480	175	155	135	0.0036619	0.0540	700	325	190	0.0432250	5.40	100	1000
	600002006100	F011612A-Switch Set-1G2W-DG-GP	F011612A	16AX 250V-	Dark Gray	120	70	32	0.0620	175	155	135	0.0036619	0.0680	700	325	190	0.0432250	6.80	100	1000
	600002007500	F018401A-Switch Set-Doorbell-1G-DG-GP	F018401A	16A 250V-	Dark Gray	120	70	32	0.0580	175	155	135	0.0036619	0.0640	700	325	190	0.0432250	6.40	100	1000
	600002008500	F011621A-Switch Set-2G1W-DG-GP	F011621A	16AX 250V-	Dark Gray	120	70	32	0.0770	175	155	135	0.0036619	0.0830	700	325	190	0.0432250	8.30	100	1000
	600002006400	F011622A-Switch Set-2G2W-DG-GP	F011622A	16AX 250V-	Dark Gray	120	70	32	0.1050	175	155	135	0.0036619	0.1110	700	325	190	0.0432250	11.10	100	1000
	600002007400	F011631A-Switch Set-3G1W-DG-GP	F011631A	16AX 250V-	Dark Gray	120	70	32	0.0930	175	155	135	0.0036619	0.0990	700	325	190	0.0432250	9.90	100	1000
	600002008800	F011632A-Switch Set-3G2W-DG-GP	F011632A	16AX 250V-	Dark Gray	120	70	32	0.1330	175	155	135	0.0036619	0.1390	700	325	190	0.0432250	13.90	100	1000
	600002006300	F01167U-Outlet Set-US-1G-DG-GP	F01167U	16A 250V-	Dark Gray	120	70	32	0.0780	175	155	135	0.0036619	0.0840	700	325	190	0.0432250	8.40	100	1000
	600002007700	F01167U2-Outlet Set-US-2G-DG-GP	F01167U2	16A 250V-	Dark Gray	120	70	32	0.0750	175	155	135	0.0036619	0.0810	700	325	190	0.0432250	8.10	100	1000
	600002008700	F01207-Outlet Set-AirCon-20A-1G-DG-GP	F01207	20A 250V-	Dark Gray	120	70	30	0.0755	175	155	135	0.0036619	0.0817	700	325	190	0.0432250	8.17	100	1000
	600002006600	F011699-Outlet Set-Universe-1G-DG-GP	F011699	10A 250V-	Dark Gray	120	70	40	0.0978	175	155	135	0.0036619	0.1055	700	325	190	0.0432250	8.44	80	1000
	600002007600	F016901-Outlet Set-Computer-1G-DG-GP	F016901	CAT6(6P6C)	Dark Gray	120	70	35	0.0510	175	155	135	0.0036619	0.0580	700	325	190	0.0432250	5.22	90	1000
	600002009000	F016201-Outlet Set-Telephone-1G-DG-GP	F016201	4 pins	Dark Gray	120	70	35	0.0500	175	155	135	0.0036619	0.0558	700	325	190	0.0432250	5.58	100	1000
	600002006500	F016101-Outlet Set-F Head TV-1G-DG-GP	F016101	5-850MHZ	Dark Gray	120	70	35	0.0520	175	155	135	0.0036619	0.0580	700	325	190	0.0432250	5.80	100	1000
	600002008000	F016502-Outlet Set-Tel and PC-DG-GP	F016502	4 pins CAT6(6P6C)	Dark Gray	120	70	35	0.0610	175	155	135	0.0036619	0.0750	700	325	190	0.0432250	6.75	90	1000
	600002008900	F018501-Outlet Set-USB-2.4A-DG-GP	F018501	5V 2.4A	Dark Gray	120	70	42	0.0900	175	155	135	0.0036619	0.0960	700	325	190	0.0432250	6.72	70	1000
	600002006900	F018101-Switch Set-Dier-300W-DG-GP	F018101	200-240V- 30-300W	Dark Gray	120	70	55	0.0980	175	155	135	0.0036619	0.1037	700	325	190	0.0432250	5.19	50	1000



# F01 Frame & Function Module

Picture	SAP Information			Key Data		Product Dimension (mm)			Product Weight	Inner Box Size (mm)				Groos Weight	Outer Box Dimension (mm)				Groos Weight	Packing Quantity (pcs)	MOQ
	SAP code	Product Description	Model	Specification	Colour	Length	Width	Height	kg/pc	Length	Width	Height	Volume (m <sup>3</sup> )	kg/pc	Length	Width	Height	Volume (m <sup>3</sup> )	kg/CTN		
	600002004700	F015910-Plate-1M-WH-GP	F015910	120*70	White	120	70	8.8	0.0394	145	138	90	0.00180	0.0456	470	290	160	0.0218	4.56	100	1000
	600002003600	F015920-Plate-2M-WH-GP	F015920	120*70	White	120	70	8.8	0.0389	145	138	90	0.00180	0.0451	470	290	160	0.0218	4.51	100	1000
	600002003700	F015921-Plate-2X-1M-WH-GP	F015921	120*70	White	120	70	8.8	0.0391	145	138	90	0.00180	0.0453	470	290	160	0.0218	4.53	100	1000
	600002002700	F015930-Plate-3M-WH-GP	F015930	120*70	White	120	70	8.8	0.0373	145	138	90	0.00180	0.0435	470	290	160	0.0218	4.35	100	1000
	600002000900	F015940-Plate-4X-1M-WH-GP	F015940	120*116	White	120	120	8.8	0.0573	145	140	140	0.00284	0.0635	720	300	160	0.0346	6.35	100	1000
	600002001300	F015960-Plate-2X-3M-WH-GP	F015960	120*116	White	120	120	8.8	0.0543	145	140	140	0.00284	0.0605	720	300	160	0.0346	6.05	100	1000
	600002005200	F01G31A-Switch-1G1W-1M-WH-GP	F01G31A	16AX 250V-	White	25	44	31	0.0185	180	115	40	0.00083	0.0247	270	215	150	0.0087	2.47	100	1000
	600002003100	F01G32A-Switch-1G2W-1M-WH-GP	F01G32A	16AX 250V-	White	25	44	31	0.0318	180	115	40	0.00083	0.0380	270	215	150	0.0087	3.80	100	1000
	600002003900	F01G84A-Switch-Doorbell-1M-WH-GP	F01G84A	16A 250V-	White	25	44	31	0.0185	180	115	40	0.00083	0.0247	270	215	150	0.0087	2.47	100	1000
	600002002900	F01G11A-Switch-1G1W-3M-WH-GP	F01G11A	16AX 250V-	White	70	44	31	0.0108	170	153	60	0.00156	0.0170	320	320	185	0.0189	1.70	100	1000
	600002000400	F01G12A-Switch-1G2W-3M-WH-GP	F01G12A	16AX 250V-	White	70	44	31	0.0246	170	153	60	0.00156	0.0308	320	320	185	0.0189	3.08	100	1000
	600002004600	F01G21A-Switch-1G1W-1.5M-WH-GP	F01G21A	16AX 250V-	White	34.5	44	31	0.0200	170	153	60	0.00156	0.0262	320	320	185	0.0189	2.62	100	1000
	600002005400	F01G22A-Switch-1G2W-1.5M-WH-GP	F01G22A	16AX 250V-	White	34.5	44	31	0.0338	170	153	60	0.00156	0.0400	320	320	185	0.0189	4.00	100	1000
	600002003300	F01G80-Socket-2 pin-1M-WH-GP	F01G80	16A 250V-	White	23	44	31	0.0218	180	115	40	0.00083	0.0280	245	220	195	0.0105	2.80	100	1000
	600002001900	F01G7U-Socket-US-3-pin-2M-WH-GP	F01G7U	16A 250V-	White	46	44	29.5	0.0360	165	120	65	0.00129	0.0422	345	225	180	0.0158	4.22	100	1000
	600002002400	F01G7U2-Socket-US-3-pin-3M-WH-GP	F01G7U2	16A 250V-	White	70	44	29.5	0.0528	170	153	60	0.00156	0.0590	320	320	185	0.0189	5.90	100	1000
	600002000600	F01G720-Socket-AirCon-3-pin-20A-2M-WH-GP	F01G720	20A 250V-	White	46	44	29.5	0.0366	170	153	60	0.00156	0.0428	320	320	185	0.0189	4.28	100	1000
	600002004800	F01G99-Socket-Universe-3-pin-2M-WH-GP	F01G99	10A 250V-	White	46	44	40.0	0.0393	240	70	70	0.00118	0.0517	370	155	255	0.0146	2.59	50	1000
	600002004900	F01G64-Outlet-Computer-1M-WH-GP	F01G64	CAT6(6P6C)	White	23	44	34	0.0120	135	100	50	0.00068	0.0182	270	215	150	0.0087	1.82	100	1000
	600002004100	F01G62-Outlet-Telephone-1M-WH-GP	F01G62	4 lines	White	23	44	29.5	0.0102	135	100	50	0.00068	0.0164	270	215	150	0.0087	1.64	100	1000
	600002002100	F01G61-Outlet-TV-1M-WH-GP	F01G61	5-850MHZ	White	23	44	29	0.0128	135	100	50	0.00068	0.0190	270	215	150	0.0087	1.90	100	1000
	600002002500	F01G61F-Outlet-F Head TV-1M-WH-GP	F01G61F	5-850MHZ	White	23	44	26	0.0088	135	100	50	0.00068	0.0150	270	215	150	0.0087	1.50	100	1000
	600002001400	F01G85-Outlet-USB-2.4A-2M-WH-GP	F01G85	5V 2.4A	White	46	44	42	0.0510	240	70	70	0.00118	0.0634	370	155	255	0.0146	3.17	50	1000
	600002004300	F01G81-Switch-Dimmer-300W-2M-WH-GP	F01G81	200-240V- 30-300W	White	46	44	55	0.0586	240	70	70	0.00118	0.0710	370	155	255	0.0146	3.55	50	1000
	600002005100	F01G541M-Plate-Blank-1M-WH-GP	F01G541M	23x42	White	23	44	9.5	0.0029	135	100	50	0.00068	0.0091	270	215	150	0.0087	1.82	200	1000
	600002004200	F015910-Plate-1M-DG-GP	F015910	120x70	Dark Gray	120	70	8.8	0.0394	145	138	90	0.00180	0.0456	470	290	160	0.0218	4.56	100	1000
	600002001700	F015920-Plate-2M-DG-GP	F015920	120x70	Dark Gray	120	70	8.8	0.0389	145	138	90	0.00180	0.0451	470	290	160	0.0218	4.51	100	1000





# F01 Frame & Function Module

Picture	SAP Information			Key Data		Product Dimension (mm)			Product Weight	Inner Box Size (mm)				Groos Weight	Outer Box Dimension (mm)				Groos Weight	Packing Quantity (pcs)	MOQ
	SAP code	Product Description	Model	Specification	Colour	Length	Width	Height	kg/pc	Length	Width	Height	Volume (m <sup>3</sup> )	kg/pc	Length	Width	Height	Volume (m <sup>3</sup> )	kg/CTN		
	600002000800	F015921-Plate-2X-1M-DG-GP	F015921	120 × 70	Dark Gray	120	70	8,8	0.0391	145	138	90	0.00180	0.0453	470	290	160	0.0218	4.53	100	1000
	600002001600	F015930-Plate-3M-DG-GP	F015930	120 × 70	Dark Gray	120	70	8,8	0.0373	145	138	90	0.00180	0.0435	470	290	160	0.0218	4.35	100	1000
	600002004400	F015940-Plate-4X-1M-DG-GP	F015940	120 × 116	Dark Gray	120	120	8,8	0.0573	145	140	140	0.00284	0.0635	720	300	160	0.0346	6.35	100	1000
	600002003400	F015960-Plate-2X-3M-DG-GP	F015960	120 × 116	Dark Gray	120	120	8,8	0.0543	145	140	140	0.00284	0.0605	720	300	160	0.0346	6.05	100	1000
	600002003800	F01G31A-Switch-1G1W-1M-DG-GP	F01G31A	16AX 250V-	Dark Gray	25	44	31.0	0.0185	180	115	40	0.00083	0.0247	270	215	150	0.0087	2.47	100	1000
	600002001800	F01G32A-Switch-1G2W-1M-DG-GP	F01G32A	16AX 250V-	Dark Gray	25	44	31.0	0.0318	180	115	40	0.00083	0.0380	270	215	150	0.0087	3.80	100	1000
	600002001000	F01G84A-Switch-Doorbell-1M-DG-GP	F01G84A	16A 250V-	Dark Gray	25	44	31.0	0.0185	180	115	40	0.00083	0.0247	270	215	150	0.0087	2.47	100	1000
	600002001100	F01G11A-Switch-1G1W-3M-DG-GP	F01G11A	16AX 250V-	Dark Gray	70	44	31.0	0.0108	170	155	60	0.00158	0.0170	320	320	185	0.0189	1.70	100	1000
	600002005300	F01G12A-Switch-1G2W-3M-DG-GP	F01G12A	16AX 250V-	Dark Gray	70	44	31.0	0.0246	170	155	60	0.00158	0.0308	320	320	185	0.0189	3.08	100	1000
	600002003500	F01G21A-Switch-1G1W-1.5M-DG-GP	F01G21A	16AX 250V-	Dark Gray	34,5	44	31	0.0200	170	155	60	0.00158	0.0262	320	320	185	0.0189	2.62	100	1000
	600002004000	F01G22A-Switch-1G2W-1.5M-DG-GP	F01G22A	16AX 250V-	Dark Gray	34,5	44	31	0.0338	170	155	60	0.00158	0.0400	320	320	185	0.0189	4.00	100	1000
	600002002600	F01G80-Socket-2-pin-1M-DG-GP	F01G80	16A 250V-	Dark Gray	23	44	31	0.0218	180	115	40	0.00083	0.0280	245	220	195	0.0105	2.80	100	1000
	600002000500	F01G7U-Socket-US-3-pin-2M-DG-GP	F01G7U	16A 250V-	Dark Gray	46	44	29,5	0.0360	165	120	65	0.00129	0.0422	345	255	180	0.0158	4.22	100	1000
	600002001200	F01G7U2-Socket-US-2 × 3-pin-3M-DG-GP	F01G7U2	16A 250V-	Dark Gray	70	44	29,5	0.0528	170	155	60	0.00158	0.0590	320	320	185	0.0189	5.90	100	1000
	600002005500	F01G720-Socket-Air Con-20A-2M-DG-GP	F01G720	20A 250V-	Dark Gray	46	44	29,5	0.0366	170	155	60	0.00158	0.0428	320	320	185	0.0189	4.28	100	1000
	600002003000	F01G99-Socket-Universe-2M-DG-GP	F01G99	10A 250V-	Dark Gray	46	44	40	0.0393	240	70	70	0.00118	0.0517	370	155	255	0.0146	2.59	50	1000
	600002002000	F01G64-Outlet-Computer-1M-DG-GP	F01G64	CAT6(6P6C)	Dark Gray	23	44	34	0.0120	135	100	50	0.00068	0.0182	270	215	150	0.0087	1.82	100	1000
	600002002800	F01G62-Outlet-Telephone-1M-DG-GP	F01G62	4 lines	Dark Gray	23	44	29,5	0.0102	135	100	50	0.00068	0.0164	270	215	150	0.0087	1.64	100	1000
	600002000700	F01G61-Outlet-TV-1M-DG-GP	F01G61	5-850MHZ	Dark Gray	23	44	29	0.0128	135	100	50	0.00068	0.0190	270	215	150	0.0087	1.90	100	1000
	600002004500	F01G61F-Outlet-F Head TV-1M-DG-GP	F01G61F	5-850MHZ	Dark Gray	23	44	26	0.0088	135	100	50	0.00068	0.0150	270	215	150	0.0087	1.50	100	1000
	600002005000	F01G85-Outlet-USB-2.4A-2M-DG-GP	F01G85	5V 2,4A	Dark Gray	46	44	42	0.0510	240	70	70	0.00118	0.0634	370	155	255	0.0146	3.17	50	1000
	600002003200	F01G81-Switch-Dimmer-300W-2M -DG-GP	F01G81	200-240V- 30-300W	Dark Gray	46	44	55	0.0586	240	70	70	0.00118	0.0710	370	155	255	0.0146	3.55	50	1000
	600002002200	F01G541M-Plate-Blank-1M-DG-GP	F01G541M	23 × 42	Dark Gray	23	44	9,5	0.0029	135	100	50	0.00068	0.0091	270	215	150	0.0087	1.82	200	1000
	600002002300	F015305-Waterproof Cover-H-GY-GP	F015305	IP55	Gray	139	101	35	0.1512	173	120	155	0.00322	0.1636	625	325	190	0.0386	8.18	50	1000
	600002001500	F015306-Waterproof Cover-V-GY-GP	F015306	IP13	Gray	133	75	20	0.0925	173	120	155	0.00322	0.1003	625	325	190	0.0386	8.02	80	1000
	600002007800	D081096TG-Floor Receptacle-2 × 3-pin-SG-GP	D081096TG	10A 250V-	Silver Gray	120	120	61	0.9888	150	150	100	0.00225	1.1685	520	315	165	0.0270	11.69	10	1000



















# SWITCH AND SOCKET-F02 Series White

Picture	SAP Information			Key Data		Product Dimension (mm)			Product Weight	Inner Box Size (mm)				Groos Weight	Outer Box Dimension (mm)				Groos Weight	Packing Quantity (pcs)	MOQ
	SAP code	Product Description	Model	Specification	Colour	Length	Width	Height	kg/pc	Length	Width	Height	Volume (m <sup>3</sup> )	kg/pc	Length	Width	Height	Volume (m <sup>3</sup> )	kg/CTN		
	600000249400	F021611A-Switch-1G1W-16A-WH-GP	F021611A	16AX 250V-	White	86	88	40	0.0671	195	160	100	0.00312	0.0848	510	340	210	0.036414	8.479	100	1000
	600000248300	F021612A-Switch-1G2W-16A-WH-GP	F021612A	16AX 250V-	White	86	88	40	0.0696	195	160	100	0.00312	0.0873	510	340	210	0.036414	8.732	100	1000
	600000247600	F021621A-Switch-2G1W-16A-WH-GP	F021621A	16AX 250V-	White	86	88	40	0.0819	195	160	100	0.00312	0.0996	510	340	210	0.036414	9.960	100	1000
	600000247700	F021622A-Switch-2G2W-16A-WH-GP	F021622A	16AX 250V-	White	86	88	40	0.0852	195	160	100	0.00312	0.1029	510	340	210	0.036414	10.286	100	1000
	600000246600	F021631A-Switch-3G1W-16A-WH-GP	F021631A	16AX 250V-	White	86	88	40	0.0950	195	160	100	0.00312	0.1127	510	340	210	0.036414	11.266	100	1000
	600000250100	F021632A-Switch-3G2W-16A-WH-GP	F021632A	16AX 250V-	White	86	88	40	0.1004	195	160	100	0.00312	0.1181	510	340	210	0.036414	11.813	100	1000
	600000248900	F021641A-Switch-4G1W-16A-WH-GP	F021641A	16AX 250V-	White	86	88	40	0.1018	195	160	100	0.00312	0.1195	510	340	210	0.036414	11.952	100	1000
	600000249700	F021642A-Switch-4G2W-16A-WH-GP	F021642A	16AX 250V-	White	86	88	40	0.1096	195	160	100	0.00312	0.1273	510	340	210	0.036414	12.730	100	1000
	600000247200	F028401A-Switch-Doorbell-16A-WH-GP	F028401A	16A 250V-	White	86	88	40	0.0681	195	160	100	0.00312	0.0858	510	340	210	0.036414	8.577	100	1000
	600000246100	F022013A-Switch-Neon-2 Pole-20A-WH-GP	F022013A	20A 250V-	White	86	88	25	0.0822	195	160	100	0.00312	0.0999	510	340	210	0.036414	9.985	100	1000
	600000246400	F024513A-Switch-Neon-2 Pole-45A-WH-GP	F024513A	45A 250V-	White	86	88	30	0.1192	195	160	100	0.00312	0.1369	510	340	210	0.036414	13.689	100	1000
	600000251000	F021371A-Switched SKT-Neon-BS-13A-WH-GP	F021371A	13A 250V-	White	86	88	30	0.0824	195	160	100	0.00312	0.1001	510	340	210	0.036414	10.009	100	1000
	600000248600	F021374A-Switched SKT-Neon-BS-13A-WH-GP	F021374A	13A 250V-	White	86	88	30	0.0835	195	160	100	0.00312	0.1012	510	340	210	0.036414	10.122	100	1000
	600000384900	F0213785-Socket-20W-PD-2USB-BS-13A-WH-GP	F0213785	13A 250V- 20W	White	86	88	32	0.11	195	160	100	0.00312	0.13	510	340	210	0.036414	0.000		1000
	600000384600	F021375A-Switched SKT-Neon-BS-2*13A-WHGP	F021375A	13A 250V-	White	146	88	41	0.16	195	160	100	0.00312	0.18	510	340	210	0.036414	0.000		1000
	600000247400	F021572A-Switched SKT-Neon-R-3P15A-WH-GP	F021572A	15A 250V-	White	86	88	35	0.0813	195	160	100	0.00312	0.0990	510	340	210	0.036414	9.901	100	1000
	600000247900	F021691A-Switched SKT-Neon-GL-3P16A-WHGP	F021691A	16A 250V-	White	86	88	35	0.0762	195	160	100	0.00312	0.0939	510	340	210	0.036414	9.390	100	1000
	600000245700	F021681A-Switched SKT-GL-5P-16A-WH-GP	F021681A	16A 250V-	White	86	88	35	0.0840	195	160	100	0.00312	0.1016	510	340	210	0.036414	10.164	100	1000
	600000250600	F021682A-Switched SKT-1G2W-GL-5P16A-WHGP	F021682A	16AX 250V- /16A 250V-	White	86	88	35	0.0879	195	160	100	0.00312	0.1056	510	340	210	0.036414	10.561	100	1000
	600000250900	F021685-Switched SKT-USB-GL-5P-16A-WH-GP	F021685	16A 250V- 2.4A 5V	White	86	88	39	0.1039	195	160	100	0.00312	0.1251	510	340	210	0.036414	10.012	80	1000
	600000249900	F02167G-Switch-Schuko-16A-WH-GP	F02167G	16A 250V-	White	86	88	39	0.0754	195	160	100	0.00312	0.0966	510	340	210	0.036414	7.730	80	1000
	600000246900	F026201-Telephone Outlet-WH-GP	F026201	4 lines	White	86	88	35	0.0544	195	160	100	0.00312	0.0721	510	340	210	0.036414	7.213	100	1000
	600000245900	F026401-Computer Outlet-WH-GP	F026401	CAT6(6P6C)	White	86	88	35	0.0548	195	160	100	0.00312	0.0725	510	340	210	0.036414	7.250	100	1000
	600000246200	F026101-TV Outlet-WH-GP	F026101	5-850MHZ	White	86	88	29	0.0582	195	160	100	0.00312	0.0759	510	340	210	0.036414	7.586	100	1000
	600000251100	F026502-Tel+Computer Outlet-WH-GP	F026502	4 lines CAT6(6P6C)	White	86	88	35	0.0580	195	160	100	0.00312	0.0757	510	340	210	0.036414	7.569	100	1000
	600000249000	F026501-TV+compter Outlet-WH-GP	F026501	5-850MHZ CAT6(6P6C)	White	86	88	35	0.0630	195	160	100	0.00312	0.0806	510	340	210	0.036414	8.064	100	1000
	600000249500	F026402-Computer Outlet-2G-WH-GP	F026402	CAT6(6P6C)	White	86	88	35	0.0584	195	160	100	0.00312	0.0761	510	340	210	0.036414	7.607	100	1000
	600000248400	F025401-Blank-WH-GP	F025401		White	86	88	14	0.0376	195	160	100	0.00312	0.0482	510	340	210	0.036414	9.647	200	1000
	600000245800	F028101-Dimmer Switch-630W-WH-GP	F028101	630W 250V-	White	86	88	43	0.0910	195	160	100	0.00312	0.1122	510	340	210	0.036414	8.979	80	1000
















## SWITCH AND SOCKET-F02 Series White

Picture	SAP Information			Key Data		Product Dimension (mm)			Product Weight	Inner Box Size (mm)				Groos Weight	Outer Box Dimension (mm)				Groos Weight	Packing Quantity (pcs)	MOQ
	SAP code	Product Description	Model	Specification	Colour	Length	Width	Height	kg/pc	Length	Width	Height	Volume (m <sup>3</sup> )	kg/pc	Length	Width	Height	Volume (m <sup>3</sup> )	kg/CTN		
	600000250300	F028201-Fan Control-300W-WH-GP	F028201	300W 250V-	White	86	88	43	0.0917	195	160	100	0.00312	0.1129	510	340	210	0.036414	9.031	80	1000
	600000250700	F023067-Key Card Switch-20A-WH-GP	F023067	20A 250V-	White	86	88	44	0.1207	195	160	100	0.00312	0.1419	510	340	210	0.036414	11.352	80	1000
	600000403700	F026503-SATV+Computer Outlet-WH-GP	F026503	5-850MHZ CAT6(6P6C)	White	86	88	40	0.06	195	160	100	0.00312	0.08	510	340	210	0.036414	0.000		1000
	600000404000	F026102-Satellite TV Outlet-WH-GP	F026102	5-850MHZ	White	86	88	35	0.06	195	160	100	0.00312	0.08	510	340	210	0.036414	0.000		1000








## SWITCH AND SOCKET-F02 Series Gold

Picture	SAP Information			Key Data		Product Dimension (mm)			Product Weight	Inner Box Size (mm)				Groos Weight	Outer Box Dimension (mm)				Groos Weight	Packing Quantity (pcs)	MOQ
	SAP code	Product Description	Model	Specification	Colour	Length	Width	Height	kg/pc	Length	Width	Height	Volume (m <sup>3</sup> )	kg/pc	Length	Width	Height	Volume (m <sup>3</sup> )	kg/CTN		
	600000249600	F021611A-Switch-1G1W-16A-GD-GP	F021611A	16AX 250V-	Gold	86	88	40	0.0671	195	160	100	0.00312	0.0848	510	340	210	0.036414	8.479	100	1000
	600000247000	F021612A-Switch-1G2W-16A-GD-GP	F021612A	16AX 250V-	Gold	86	88	40	0.0696	195	160	100	0.00312	0.0873	510	340	210	0.036414	8.732	100	1000
	600000248000	F021621A-Switch-2G1W-16A-GD-GP	F021621A	16AX 250V-	Gold	86	88	40	0.0819	195	160	100	0.00312	0.0996	510	340	210	0.036414	9.960	100	1000
	600000246800	F021622A-Switch-2G2W-16A-GD-GP	F021622A	16AX 250V-	Gold	86	88	40	0.0852	195	160	100	0.00312	0.1029	510	340	210	0.036414	10.286	100	1000
	600000250200	F021631A-Switch-3G1W-16A-GD-GP	F021631A	16AX 250V-	Gold	86	88	40	0.0950	195	160	100	0.00312	0.1127	510	340	210	0.036414	11.266	100	1000
	600000249100	F021632A-Switch-3G2W-16A-GD-GP	F021632A	16AX 250V-	Gold	86	88	40	0.1004	195	160	100	0.00312	0.1181	510	340	210	0.036414	11.813	100	1000
	600000249200	F021641A-Switch-4G1W-16A-GD-GP	F021641A	16AX 250V-	Gold	86	88	40	0.1018	195	160	100	0.00312	0.1195	510	340	210	0.036414	11.952	100	1000
	600000248200	F021642A-Switch-4G2W-16A-GD-GP	F021642A	16AX 250V-	Gold	86	88	40	0.1096	195	160	100	0.00312	0.1273	510	340	210	0.036414	12.730	100	1000
	600000245600	F028401A-Switch-Doorbell-16A-GD-GP	F028401A	16A 250V-	Gold	86	88	40	0.0681	195	160	100	0.00312	0.0858	510	340	210	0.036414	8.577	100	1000
	600000250400	F022013A-Switch-Neon-2 Pole-20A-GD-GP	F022013A	20A 250V-	Gold	86	88	25	0.0822	195	160	100	0.00312	0.0999	510	340	210	0.036414	9.985	100	1000
	600000251200	F024513A-Switch-Neon-2 Pole-45A-GD-GP	F024513A	45A 250V-	Gold	86	88	30	0.1192	195	160	100	0.00312	0.1369	510	340	210	0.036414	13.689	100	1000
	600000248700	F021371A-Switched SKT-Neon-BS-13A-GD-GP	F021371A	13A 250V-	Gold	86	88	30	0.0824	195	160	100	0.00312	0.1001	510	340	210	0.036414	10.009	100	1000
	600000247500	F021374A-Switched SKT-Neon-BS-13A-GD-GP	F021374A	13A 250V-	Gold	86	88	30	0.0835	195	160	100	0.00312	0.1012	510	340	210	0.036414	10.122	100	1000
	600000384800	F0213785-Socket-20W-PD-2USB-BS-13A-GD-GP	F0213785	13A 250V- 20W	Gold	86	88	32	0.11	195	160	100	0.00312	0.13	510	340	210	0.036414	0.000	100	1000
	600000384500	F021375A-Switched SKT-Neon-BS-2*13A-GDGP	F021375A	13A 250V-	Gold	146	88	41	0.16	195	160	100	0.00312	0.18	510	340	210	0.036414	0.000	100	1000
	600000248100	F021572A-Switched SKT-Neon-R-3P15A-GD-GP	F021572A	15A 250V-	Gold	86	88	35	0.0813	195	160	100	0.00312	0.0990	510	340	210	0.036414	9.901	100	1000
	600000246500	F021691A-Switched SKT-Neon-GL-3P16A-GDGP	F021691A	16A 250V-	Gold	86	88	35	0.0762	195	160	100	0.00312	0.0939	510	340	210	0.036414	9.390	100	1000
	600000250000	F021681A-Switched SKT-GL-5P-16A-GD-GP	F021681A	16A 250V-	Gold	86	88	35	0.0840	195	160	100	0.00312	0.1016	510	340	210	0.036414	10.164	100	1000










## SWITCH AND SOCKET-F02 Series Gold

Picture	SAP Information			Key Data		Product Dimension (mm)			Product Weight	Inner Box Size (mm)				Groos Weight	Outer Box Dimension (mm)				Groos Weight	Packing Quantity	MOQ
	SAP code	Product Description	Model	Specification	Colour	Length	Width	Height	kg/pc	Length	Width	Height	Volume (m <sup>3</sup> )	kg/pc	Length	Width	Height	Volume (m <sup>3</sup> )	kg/CTN	(pcs)	
	600000248800	F021682A-Switched SKT-1G2W-GL-5P16A-GDGP	F021682A	16AX 250V- /16A 250V-	Gold	86	88	35	0.0879	195	160	100	0.00312	0.1056	510	340	210	0.036414	10.561	100	1000
	600000249300	F021685-Switched SKT-2USB-GL-5P16A-GD-GP	F021685	16A 250V- 2.4A 5V	Gold	86	88	39	0.1039	195	160	100	0.00312	0.1251	510	340	210	0.036414	10.012	80	1000
	600000247100	F02167G-Switch-Schuko-16A-GD-GP	F02167G	16A 250V-	Gold	86	88	39	0.0754	195	160	100	0.00312	0.0966	510	340	210	0.036414	7.730	80	1000
	600000246000	F026201-Telephone Outlet-GD-GP	F026201	4 lines	Gold	86	88	35	0.0544	195	160	100	0.00312	0.0721	510	340	210	0.036414	7.213	100	1000
	600000246300	F026401-Computer Outlet-GD-GP	F026401	CAT6(6P6C)	Gold	86	88	35	0.0548	195	160	100	0.00312	0.0725	510	340	210	0.036414	7.250	100	1000
	600000251300	F026101-TV Outlet-GD-GP	F026101	5-850MHZ	Gold	86	88	29	0.0582	195	160	100	0.00312	0.0759	510	340	210	0.036414	7.586	100	1000
	600000248500	F026502-Tel+Computer Outlet-GD-GP	F026502	4 lines CAT6(6P6C)	Gold	86	88	35	0.0580	195	160	100	0.00312	0.0757	510	340	210	0.036414	7.569	100	1000
	600000247300	F026501-TV+compter Outlet-GD-GP	F026501	5-850MHZ CAT6(6P6C)	Gold	86	88	35	0.0630	195	160	100	0.00312	0.0806	510	340	210	0.036414	8.064	100	1000
	600000247800	F026402-Computer Outlet-2G-GD-GP	F026402	CAT6(6P6C)	Gold	86	88	35	0.0584	195	160	100	0.00312	0.0761	510	340	210	0.036414	7.607	100	1000
	600000246700	F025401-Blank-GD-GP	F025401		Gold	86	88	14	0.0376	195	160	100	0.00312	0.0482	510	340	210	0.036414	9.647	200	1000
	600000250500	F028101-Dimmer Switch-630W-GD-GP	F028101	630W 250V-	Gold	86	88	43	0.0910	195	160	100	0.00312	0.1122	510	340	210	0.036414	8.979	80	1000
	600000250800	F028201-Fan Control-300W-GD-GP	F028201	300W 250V-	Gold	86	88	43	0.0917	195	160	100	0.00312	0.1129	510	340	210	0.036414	9.031	80	1000
	600000249800	F023067-Key Card Switch-20A-GD-GP	F023067	20A 250V-	Gold	86	88	44	0.1207	195	160	100	0.00312	0.1419	510	340	210	0.036414	11.352	80	1000
	600000403600	F026503-SATV+Computer Outlet-GD-GP	F026503	5-850MHZ CAT6(6P6C)	Gold	86	88	40	0.06	195	160	100	0.00312	0.08	510	340	210	0.036414	0.000		1000
	600000403900	F026102-Satellite TV Outlet-GD-GP	F026102	5-850MHZ	Gold	86	88	35	0.06	195	160	100	0.00312	0.08	510	340	210	0.036414	0.000		1000

## SWITCH AND SOCKET-F02 Series Silver Gray

Picture	SAP Information			Key Data		Product Dimension (mm)			Product Weight	Inner Box Size (mm)				Groos Weight	Outer Box Dimension (mm)				Groos Weight	Packing Quantity	MOQ
	SAP code	Product Description	Model	Specification	Colour	Length	Width	Height	kg/pc	Length	Width	Height	Volume (m <sup>3</sup> )	kg/pc	Length	Width	Height	Volume (m <sup>3</sup> )	kg/CTN	(pcs)	
	600000381800	F021611A-Switch-1G1W-16A-GY-GP	F021611A	16AX 250V-	Silver Gray	86	88	40	0.0671	195	160	100	0.00312	0.0848	510	340	210	0.036414	8.479	100	1000
	600000381900	F021612A-Switch-1G2W-16A-GY-GP	F021612A	16AX 250V-	Silver Gray	86	88	40	0.0696	195	160	100	0.00312	0.0873	510	340	210	0.036414	8.732	100	1000
	600000382000	F021621A-Switch-2G1W-16A-GY-GP	F021621A	16AX 250V-	Silver Gray	86	88	40	0.0819	195	160	100	0.00312	0.0996	510	340	210	0.036414	9.960	100	1000
	600000382100	F021622A-Switch-2G2W-16A-GY-GP	F021622A	16AX 250V-	Silver Gray	86	88	40	0.0852	195	160	100	0.00312	0.1029	510	340	210	0.036414	10.286	100	1000
	600000382200	F021631A-Switch-3G1W-16A-GY-GP	F021631A	16AX 250V-	Silver Gray	86	88	40	0.0950	195	160	100	0.00312	0.1127	510	340	210	0.036414	11.266	100	1000
	600000382300	F021632A-Switch-3G2W-16A-GY-GP	F021632A	16AX 250V-	Silver Gray	86	88	40	0.1004	195	160	100	0.00312	0.1181	510	340	210	0.036414	11.813	100	1000
	600000382400	F021641A-Switch-4G1W-16A-GY-GP	F021641A	16AX 250V-	Silver Gray	86	88	40	0.1018	195	160	100	0.00312	0.1195	510	340	210	0.036414	11.952	100	1000

# SWITCH AND SOCKET-F02 Series Silver Gray

Picture	SAP Information			Key Data		Product Dimension (mm)			Product Weight	Inner Box Size (mm)				Groos Weight	Outer Box Dimension (mm)				Groos Weight	Packing Quantity (pcs)	MOQ
	SAP code	Product Description	Model	Specification	Colour	Length	Width	Height	kg/pc	Length	Width	Height	Volume (m <sup>3</sup> )	kg/pc	Length	Width	Height	Volume (m <sup>3</sup> )	kg/CTN		
	600000382500	F021642A-Switch-4G2W-16A-GY-GP	F021642A	16AX 250V-	Silver Gray	86	88	40	0.1096	195	160	100	0.00312	0.1273	510	340	210	0.036414	12.730	100	1000
	600000382600	F028401A-Switch-Doorbell-16A-GY-GP	F028401A	16A 250V-	Silver Gray	86	88	40	0.0681	195	160	100	0.00312	0.0858	510	340	210	0.036414	8.577	100	1000
	600000382700	F022013A-Switch-Neon-2 Pole-20A-GY-GP	F022013A	20A 250V-	Silver Gray	86	88	25	0.0822	195	160	100	0.00312	0.0999	510	340	210	0.036414	9.985	100	1000
	600000382800	F024513A-Switch-Neon-2 Pole-45A-GY-GP	F024513A	45A 250V-	Silver Gray	86	88	30	0.1192	195	160	100	0.00312	0.1369	510	340	210	0.036414	13.689	100	1000
	600000382900	F021371A-Switched SKT-Neon-BS-13A-GY-GP	F021371A	13A 250V-	Silver Gray	86	88	30	0.0824	195	160	100	0.00312	0.1001	510	340	210	0.036414	10.009	100	1000
	600000383000	F021374A-Switched SKT-Neon-BS-13A-GY-GP	F021374A	13A 250V-	Silver Gray	86	88	30	0.0835	195	160	100	0.00312	0.1012	510	340	210	0.036414	10.122	100	1000
	600000384700	F0213785-Socket-20W-PD-2USB-BS-13A-GD-GP	F0213785	13A 250V- 20W	Silver Gray	86	88	32	0.1120	195	160	100	0.00312	0.1332	510	340	210	0.036414	0.000		1000
	600000384400	F021375A-Switched SKT-Neon-BS-2*13A-GYGP	F021375A	13A 250V-	Silver Gray	146	88	41	0.1560	195	160	100	0.00312	0.1772	510	340	210	0.036414	0.000		1000
	600000383100	F021572A-Switched SKT-Neon-R-3P15A-GY-GP	F021572A	15A 250V-	Silver Gray	86	88	35	0.0813	195	160	100	0.00312	0.0990	510	340	210	0.036414	9.901	100	1000
	600000383200	F021691A-Switched SKT-Neon-GL-3P16A-GY-GP	F021691A	16A 250V-	Silver Gray	86	88	35	0.0762	195	160	100	0.00312	0.0939	510	340	210	0.036414	9.390	100	1000
	600000383300	F021681A-Switched SKT-GL-5P-16A-GY-GP	F021681A	16A 250V-	Silver Gray	86	88	35	0.0840	195	160	100	0.00312	0.1016	510	340	210	0.036414	10.164	100	1000
	600000383400	F021685-Switched SKT-USB-GL-5P-16A-GY-GP	F021685	16A 250V- 2.4A 5V	Silver Gray	86	88	39	0.1039	195	160	100	0.00312	0.1251	510	340	210	0.036414	10.012	80	1000
	600000383500	F026201-Telephone Outlet-GY-GP	F026201	4 lines	Silver Gray	86	88	35	0.0544	195	160	100	0.00312	0.0721	510	340	210	0.036414	7.213	100	1000
	600000383600	F026401-Computer Outlet-GY-GP	F026401	CAT6(6P6C)	Silver Gray	86	88	35	0.0548	195	160	100	0.00312	0.0725	510	340	210	0.036414	7.250	100	1000
	600000383700	F026101-TV Outlet-GY-GP	F026101	5-850MHZ	Silver Gray	86	88	29	0.0582	195	160	100	0.00312	0.0759	510	340	210	0.036414	7.586	100	1000
	600000383800	F026502-Tel+Computer Outlet-GY-GP	F026502	4 lines CAT6(6P6C)	Silver Gray	86	88	35	0.0580	195	160	100	0.00312	0.0757	510	340	210	0.036414	7.569	100	1000
	600000383900	F026501-TV+compter Outlet-GY-GP	F026501	5-850MHZ CAT6(6P6C)	Silver Gray	86	88	35	0.0630	195	160	100	0.00312	0.0806	510	340	210	0.036414	8.064	100	1000
	600000384000	F026402-Computer Outlet-2G-GY-GP	F026402	CAT6(6P6C)	Silver Gray	86	88	35	0.0584	195	160	100	0.00312	0.0761	510	340	210	0.036414	7.607	100	1000
	600000384100	F025401-Blank-GY-GP	F025401		Silver Gray	86	88	14	0.0376	195	160	100	0.00312	0.0482	510	340	210	0.036414	9.647	200	1000
	600000384200	F028101-Dimmer Switch-630W-GY-GP	F028101	630W 250V-	Silver Gray	86	88	43	0.0910	195	160	100	0.00312	0.1122	510	340	210	0.036414	8.979	80	1000
	600000385300	F028201-Fan Control-300W-GY-GP	F028201	300W 250V-	Silver Gray	86	88	43	0.0917	195	160	100	0.00312	0.1129	510	340	210	0.036414	9.031	80	1000
	600000384300	F023067-Key Card Switch-20A-GY-GP	F023067	20A 250V-	Silver Gray	86	88	44	0.1207	195	160	100	0.00312	0.1129	510	340	210	0.036414	9.031	80	1000
	600000403500	F026503-SATV+Computer Outlet-GY-GP	F026503	5-850MHZ CAT6(6P6C)	Silver Gray	86	88	40	0.0630	195	160	100	0.00312	0.0806	510	340	210	0.036414	0.000		1000
	600000403800	F026102-Satellite TV Outlet-GY-GP	F026102	5-850MHZ	Silver Gray	86	88	35	0.0582	195	160	100	0.00312	0.0759	510	340	210	0.036414	0.000		1000